



Welcome to Your Provider Portal

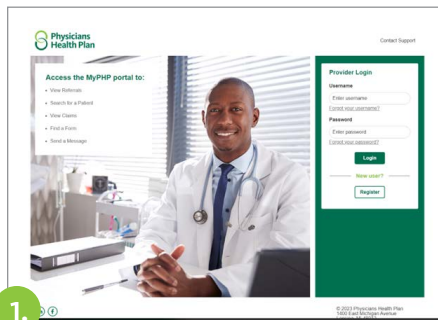


Physicians Health Plan (PHP) is excited to announce the launch of the new MyPHP Provider Portal.

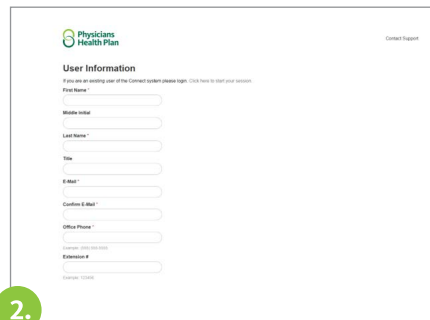
You will need to register for a new account, even if you previously had a MyPHP portal account. Your current login credentials will not work for the new portal, new credentials must be created.

To register for the MyPHP Provider Portal:

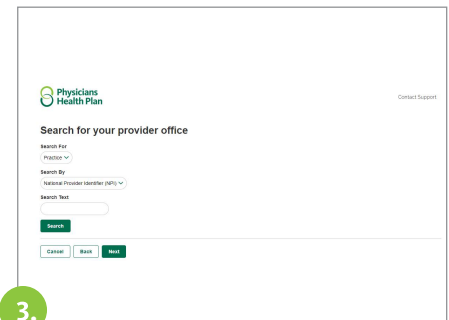
The MA Provider Portal will be accessed through a link in the MyPHP Provider Portal. One-time validation will be required.



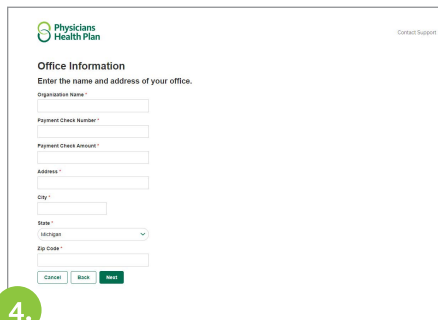
1. Visit PHPMichigan.com/MyPHP and select **MyPHP Provider Portal** then select **Register** on the right hand side. **Designate one person in your office to register as the local admin, all other users will be added by the local admin after their registration has been confirmed.**



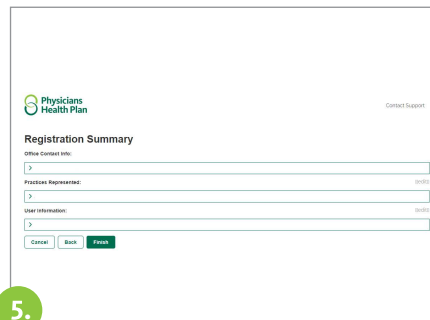
2. Input all required information, including name, email, office phone, password, security questions and answers. You will be identified as a local admin, then click **Next**. **If you were not designated as the local admin, please do not continue with registration.**



3. Search for your office using your group National Provider Identifier (NPI).



4. Enter your office information, using payment check information from the last 90 days to validate your office, ensuring you have filled all required fields before choosing **Next**.



5. Confirm that your registration summary is accurate, then select **Finish**. Then, make sure to note your user ID on the next page before selecting **Finish**.

Congrats! You've now completed your registration for the provider portal. You'll receive an email containing your password, but will not be able to log in until PHP has confirmed your account, within 2 business days.

Once your registration is confirmed, you'll have access to the portal.

You can:

- Search for patients
- View referrals
- View claims
- Access important forms
- And more!